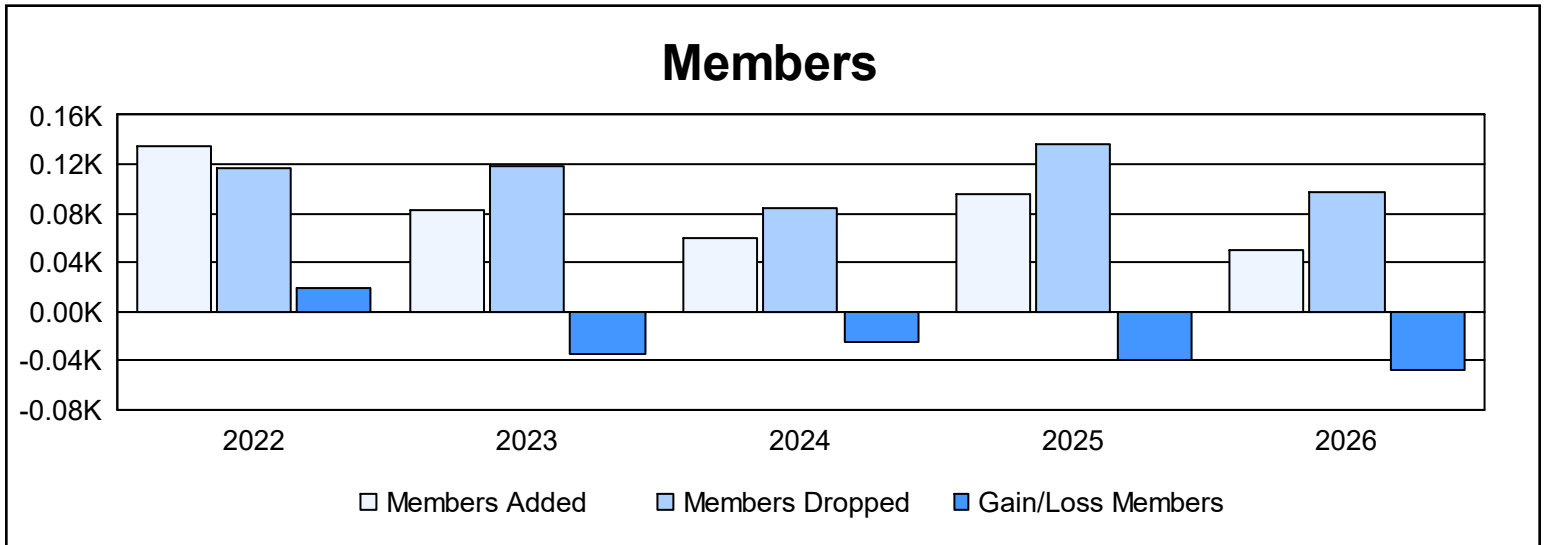
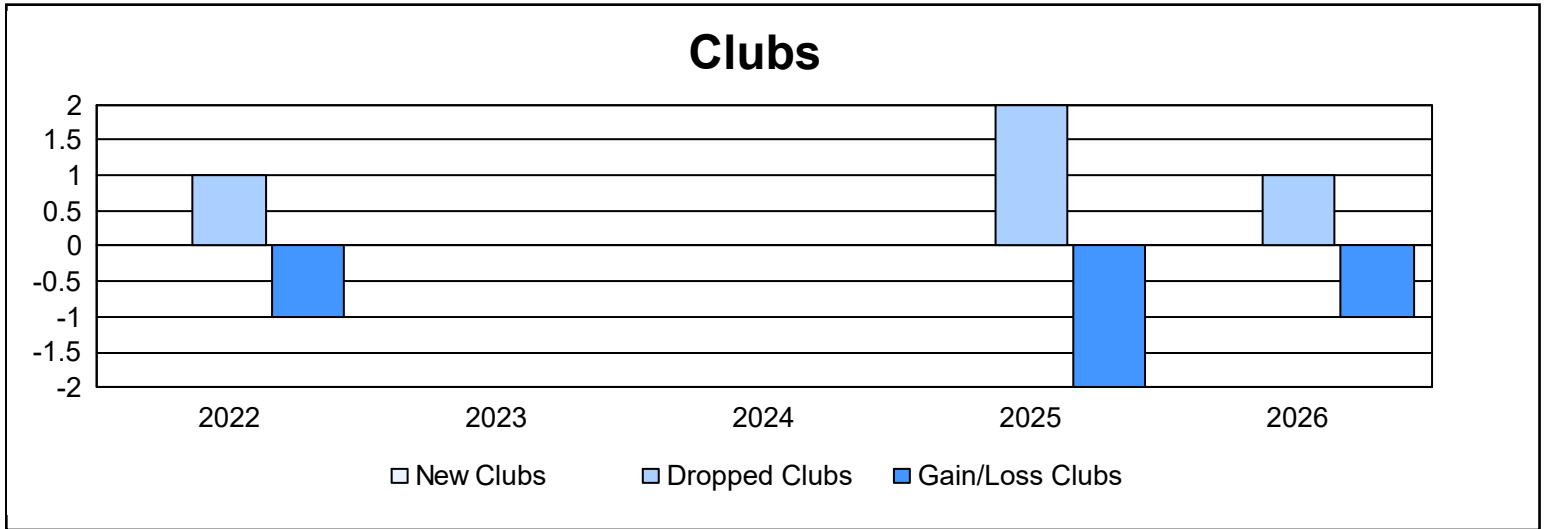
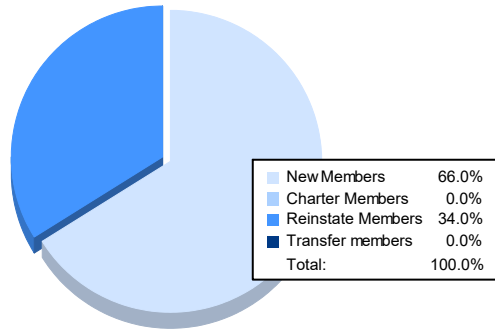


Year	New Clubs	Dropped Clubs	Gain/ Loss Clubs	New Members	Charter Members	Reinstate Members	Transfer Members	Total Member Added	Total Members Dropped	Gain/ Loss Members
2021-2022	0	1	-1	119	1	10	5	135	116	19
2022-2023	0	0	0	70	0	10	3	83	118	-35
2023-2024	0	0	0	55	0	4	1	60	85	-25
2024-2025	0	2	-2	82	0	11	3	96	136	-40
2025-2026	0	1	-1	33	0	17	0	50	97	-47
<b>Average</b>	<b>0</b>	<b>1</b>	<b>-1</b>	<b>72</b>	<b>0</b>	<b>10</b>	<b>2</b>	<b>85</b>	<b>110</b>	<b>-26</b>



### Membership Composition January 2026 Cumulative



### Gender Composition January 2026 Cumulative

